

INDIVIDUALLY YOURS

2024 KITCHENS
THE MULTIWOOD COLLECTION

MULTIWOOD.
INDIVIDUALLY YOURS.





INTRO

- p. 2 - 3 **Introduction**
- p. 4 - 5 **Manufacturing**
- p. 6 - 11 **Bespoke Colour Options**



CONTEMPORARY

- p. 96 - 109 **KRAFT**
- p. 112 - 115 **Reeded**
- p. 118 - 125 **Cosdon**
- p. 128 - 135 **Aconbury**
- p. 136 - 147 **Welford**


CLASSIC

- p. 14 - 21 **Tennyson**
- p. 22 - 31 **Chartham**
- p. 34 - 47 **Baystone**
- p. 48 - 53 **Eildon**
- p. 56 - 59 **Holmbury**
- p. 60 - 67 **Holmbury Reeded**
- p. 68 - 71 **Skinny Rivington**
- p. 74 - 81 **Allestree**
- p. 82 - 85 **Eastdon**
- p. 86 - 89 **Faux In-Frame Allestree**
- p. 90 - 93 **Hartside**



OUTRO

- p. 150 - 153 **Handle Options**
- p. 154 - 157 **Drawer Options**
- p. 160 - 164 **Door Options**



OUR NEW BROCHURE FOR 2024

2024 KITCHENS THE MULTIWOOD COLLECTION

There are some ideas that never date. They simply adapt for whatever age we're living in. That's certainly true in the kitchen, where it's always been our mission to combine classic design with a contemporary approach to space and style.



WE TAKE PRIDE IN OUR MANUFACTURING

We manufacture with modern living in mind.

Combining real craftsmanship, expert knowledge and the latest designs and manufacturing innovations, our modern kitchen collection reflects all of today's best kitchen trends.

Stylish and superiorly built, our kitchens incorporate innovative storage solutions and offer a wide range of configuration options, making them the perfect and flexible choice for your home and life.

We know that beautiful, robust and durable products are important when you want to a stand-out kitchens that is as individual as you are.

We make this happen through our extensive range of handmade or imported kitchen doors that can all be custom built to your requirements - It's the small, individual details that make a big impact.



“GOOD KITCHEN DESIGN IS NOT NECESSARILY SOMETHING THAT TURNS ALL CONCEPTS ON THEIR HEAD... A GOOD KITCHEN MUST QUITE SIMPLY STAND THERE AND INVITE YOU TO USE IT.”

Doug Allan, Founder



BE CREATIVE WITH COLOUR, GO BESPOKE.

In addition to a range of stock colour finishes, many of our fabulous designs are available in a choice of bespoke colours and textures to bring a more personalised feel to your new kitchen and better reflect your particular tastes.

HOW TO CREATE A COLOUR SCHEME

Layout and lighting

The size of your room and the lighting available will dictate which colours will work best within it. For example, using dark shades in a small room that only has limited lighting, (particularly from natural sources), will give a gloomy impression overall.

Whereas, using lighter tones in areas where there are wall cabinets will add a sense of contrast while helping to give the room a brighter feeling. In general, larger, well-lit rooms give the greatest scope when it comes to experimenting with colour.

Neutral colours

Neutrals are an excellent choice where space is at a premium as they can make a room seem lighter and larger. Using a single shade throughout or mixing similar tones together can create a clean and classic look.

Contrasting colours

Neutral shades can also be used to offset contrasting shades, and using hues that are opposite in colour or tone can help to divide a space into different areas or to create an interesting focal point.

Bold colours

Bringing bold colours into a room can help to add impact and energy. Strong tones are a good way to highlight features such as shelving, islands and free-standing units. However, care is needed to ensure the bold shades used add punch to the overall scheme, rather than dominate it.

Try a sample

As colours can look different depending on lighting conditions, we highly recommend you request a sample door before finalising your choice and ordering your kitchen.

Choosing the right colour is all down to your personal taste, and selecting a shade from our bespoke range will help you to create an altogether more unique and individual space.



BESPOKE MATT FINISHES

These symbols indicate that a design is available in a choice of bespoke matt painted finishes or a RAL matched colour. The full range of bespoke colours is shown overleaf.

Bespoke paint colours

Our carefully selected palette features 23 of the most beautiful colours, including two new shimmering finishes; Rose Gold and Gold Dust.

RAL colours

Where your preferred colour is not available within our range of bespoke paint finishes, we may be able to reproduce exactly what you are looking for through our RAL colour-matching service.





BESPOKE COLOUR OPTIONS

In addition to a range of stock colour finishes, many of our fabulous designs are available in a choice of bespoke colours to bring a more personalised feel to your new kitchen and better reflect your particular tastes.

  MATT PAINTED FINISHES



 SHIMMERING MATT FINISHES



 LACQUERED FINISHES



*Available in Reeded, Holmbury and Holmbury Reeded only.



BESPOKE COLOURS

Our carefully chosen palette of stock colours features 23 of the shades that are most often specified by interior designers. Each one of these inspiring colours is compatible with both our timber and matt ranges.



RAL COLOURS

Where your preferred colour is not available within our range of bespoke paint finishes, we may be able to reproduce exactly what you are looking for through our RAL colour-matching service.



SAMPLES

As colours can look different depending on lighting conditions, we highly recommend you request a sample door before finalising your choice and ordering your kitchen.

Please note The colours shown here are a digitally printed representation of our paint colours and are as accurate as the printing process allows. All our kitchen doors are finished using premium paint ideal for furniture. Although all measurements are applied when sealing and protecting doors, timber by its very nature moves over the course of its life. It is therefore not unusual for hairline cracks to appear on the jointed sections of doors.



THE CLASSIC COLLECTION

2024 KITCHENS
THE MULTIWOOD COLLECTION



TENNYSON

INTRODUCING OUR NEWEST ADDITION TO THE IN-FRAME COLLECTION.

The Tennyson Slab In-Frame - a traditional design re-imagined with a contemporary twist. Available with a **chamfered** or **cockbead** surround frame, Tennyson blends the enduring appeal of classic style with clean lines and sleek aesthetics of modern design.



IN- FRAME



TENNYSON CHAMFERED & REEDED

Many of our ranges can be mixed together to create unique living spaces. In this Tennyson kitchen, Reeded panelling has been incorporated on the island, introducing additional warm tones and texture.



TENNYSON COCKBEAD

The Tennyson with a cockbead surround frame embraces the details of a classic in-frame design producing a timeless yet contemporary look.


Painted in the colours Light Grey and Little Greene Cordoba.





Shaker doors featuring fluted glass have been used on the four door pantry cabinet - an alternative to slab doors.

Below, our reeded side panels have been used to add a subtle texture to the island sides.



Featured handles: PH17 and PH19

CHARTHAM

A true classic shaker with a cockbead surround frame, the Chartham in-frame is a quintessential classic that suits both traditional and contemporary living spaces.



IN- FRAME



MODERN ELEGANCE

This Chartham kitchen has been given a contemporary feel with a bold colour palette of Dark Green and Light Grey. The wide range of cabinetry and open shelving makes for a highly functional kitchen with frequently used items to hand and space for the more decorative pieces.

The marble worktop and back splash contrast with the colour in upholstery to give an eye-catching look while the solid brass handles (PH17 & PH19) with a brushed satin nickel finish add a touch of elegance.



Our glazed cabinets, featured here in clear glass, are also available with tinted or reeded glass.

Made entirely from ash, the Chartham kitchen range is designed with flexibility and durability in mind.



INDUSTRIAL CHIC

Modern industrial aesthetic. This kitchen with sleek black and brass accents sets the tone for a sophisticated contemporary space. Featured in the Farrow & Ball Studio Green, the kitchen exhibits the flexibility that can be found with the Chartham in-frame.

This kitchen features our solid brass knurled handles (HA258, HA259 & HA261) in a satin brass finish, which slot seamlessly into the Studio Green colour scheme.

Our decorative metal mesh has been used on the drinks cabinet to great effect, shown here in brass, while the larder units make use of reeded glass, in keeping with the decorative style of the stunning kitchen.



A structured, contemporary kitchen with striking industrial accents and moody lighting.

Fully bespoke, the Chartham can be designed to suit your exact requirements.



GETTING A HANDLE ON THINGS

Discover the transformative power of handles in shaping the allure of your kitchen.

Our carefully selected handles perfectly complement our doors, blending functionality with aesthetic finesse. See our full collection, pages 150-153.



BAYSTONE

Classic in-frame style is the ideal canvas for an all over colour scheme of calming, contemporary Stone Blue punctuated by solid brass door and drawer handles. A full width moulded plinth lends a sense of solidity throughout.



IN-FRAME



Add a little contrast. A Silestone Alpine White worktop adds a contrasting accent to the Stone Blue of the kitchen island, which also features slab fascias in a contemporary twist on the classic in-frame design. Built-in chopping boards are a clever additional touch. The pantry unit with open shelving provides extra storage alongside space to display treasured personal items and ornaments.





TONAL STATEMENT

Dark and Light monotones combine to create an understated space that exudes calm and tranquillity, making features like polished nickel knobs and cup handles all the more eye-catching because of it.



In a **Dark Blue and Light Grey** that bring to the mind the colours of the sea, it's fitting everything should be so shipshape. A chopping board and dinner tray set stow neatly away in the pantry unit frame, while the kitchen island displays a distinctive ocean liner curve. The tall, corbelled over mantle frames the centrepiece stove beautifully.





EVERY DRAWER ORGANISED

Everything has its place in solid oak drawers with cutlery inserts that can be positioned any number of ways to create the ideal storage arrangement. Anti-slip mats mean you'll always find utensils and cutlery exactly where you left them.



EILDON

In equally alluring tones of White and Dark Blue, Eildon makes for a serene retreat from the busyness of everyday life. A raised and fielded centre panel adds an additional layer of sophistication to this timeless shaker-style design.



IN- FRAME

2024 KITCHENS

THE MULTIWOOD COLLECTION

EILDON 51





A central island featuring square pilasters and a moulded plinth offers a practical area for food preparation and coffee enjoyment.







SHAKER, SHAKEN UP

The shaker kitchen has had many looks since it first became a design classic. Conceived originally as a statement of simplicity and honesty, it's now embraced around the world.

In the following pages, you'll find our take on the shaker template in a combination of colours and accessories that makes each a true one off.


HOLMBURY

The holmbury offers a modern twist on the timeless shaker. Thin stiles and rails make this design ideal for modern living spaces.

Brushed brass edge handles, HA206, perfectly incorporate into the minimalist design.



SUPER SKINNY SHAKER





SLEEK SIMPLICITY

An inviting modern kitchen

Painted in the colour Little Greene
Tuscan Red with clear lacquered
Reeded wall cabinets.

HOLMBURY REEDED

Our Holmbury door model intertwined with the alluring Reeded texture forms a truly unique and charming design.

Here, we have paired Porcelain with the Farrow & Ball Hague Blue colour.



SUPER SKINNY SHAKER

2024 KITCHENS

THE MULTIWOOD COLLECTION

HOLMBURY REEDED 63



The Holmbury Reeded can be painted to any of our bespoke colours, as well as lacquered in black ash or clear oak.

HA262, our brushed brass knurled knobs, naturally complement the oak Reeded doors.





TEXTURE CHARM

Painted to match our KRAFT colour, 18M, the Holmbury Reeded adds a captivating dimension to any space.



SKINNY RIVINGTON

Rivington, shown here in its **Skinny** variation, is also available with the option of wide 110mm stiles and rails for a more traditional look.

This bold colour scheme of the Farrow & Ball colours Raddicchio and Ground Blue blends modernity with timeless elegance.

The Skinny Shaker variation is available in Allestree, Eastdon and Rivington door designs.



SHAKER





Framed panels seamlessly continue the door design onto the face of the kitchen island. This thoughtful integration creates a cohesive and sophisticated ambiance.

Here, we have paired the Skinny Rivington door with PH19 handle.



UNIFIED VERSATILITY

Embrace the freedom to extend your chosen design aesthetic beyond the culinary realm, effortlessly merging one room's style into another. From kitchens to living rooms, these products serve as versatile elements, ensuring a cohesive and elegant continuity throughout your home.

ALLESTREE

In Allestree, shaker takes on a softer touch with a rounded bead inside the door panel.

Graphite wall and floor cabinets against charcoal grey creates a deep, sensuous backdrop punctuated by focal point features in the warm tones of brass and oak.

Also available in the Skinny Allestree variation.



SHAKER





Square Corner Pilasters on the kitchen island serve to frame an open shelving space of light oak. The rich wood grain is echoed in a parquet floor, while brass cup handles, knobs, taps and pendant lights provide a coordinated secondary palette. A shaker peg rail offers a practical, eye-catching storage option.



CLEVER STORAGE SOLUTIONS

A place for everything and... well, you know the rest.

A full range of ingenious storage ideas turns every nook and corner of your kitchen cabinets into valuable storage space. Anthracite shelving is strong and practical, with rotary, slide out and pull down designs all available. Timber panelled options are easy on the eye and make it even easier to organise things exactly the way you want.



EASTDON

If white space is limited, a simple galley kitchen in a single minded colour scheme will make the most of what's available. This Eastdon design in Porcelain and Luna appears even roomier thanks to the double French windows.



SHAKER





The soft grey of luna paired with cool Porcelain creates a contemporary, monochrome feel. Satin nickel cup handles and knobs are a natural, understated choice, with a white worktop, simple slab shelving and brushed stainless steel cooker splashback continuing the theme.



FAUX IN-FRAME ALLESTREE

Our Faux In-frame collection provides an alternative option to our In-Frame ranges with all the functionality of a traditional shaker kitchen. Here, the Allestree, with a rounded bead inside the door panel is shown in the colours Light Grey and Porcelain.

Available in Allestree, Eastdon and Rivington designs.



FAUX IN-FRAME





A Silestone Eternal Statuario worktop combines beautifully with the Light Grey run of cabinets. American Copper knob and cup handles are a rustic finishing touch.



HARTSIDE

A **chamfered centre panel** brings a subtle update to the shaker template in this Hartside country kitchen, which features a trio of colours - Dark Blue, Porcelain and Light Grey - that together create a space full of traditional character and charm.



SHAKER



Angled end mouldings and tongue and groove panelling add an extra layer of interest to what is otherwise a deceptively simple kitchen. The designers have opted for a pewter D handle throughout, emphasising the strong horizontal and vertical lines of the cabinet and drawer fronts, and punctuating the overall lightness of tone with darker accents.





THE CONTEMPORARY COLLECTION

2024 KITCHENS
THE MULTIWOOD COLLECTION



A RANGE OF LIMITLESS POSSIBILITIES

INTRODUCING THE KRAFT RANGE

Our collection of Kraft doors are inspired from the latest trends in colours, textures and patterns and finished to the excellent standard you expect from Multiwood.

We break all the rules by combining irregular tactile textural finishes with ultra contemporary designs, and the results are game-changing.

Subtle textures bring life and intricacies to a design without making them over-complicated and since we create and produce our products on site, we're not restricted to sizes like other brands.


KRAFT



KRAFT OPTIONS



SWIRL - 02M/G
Available in Matt & Gloss.



SWIRL - 03M/G
Available in Matt & Gloss.



WOOD - 20M
Available in Matt.




WOOD - 05M
Available in Matt.



WOOD - 21M
Available in Matt.




CONCRETE - 07M
Available in Matt.




CONCRETE - 08M
Available in Matt.




MARBLE - 09M/G
Available in Matt & Gloss.




MARBLE - 10M/G
Available in Matt & Gloss.



MARBLE - 11M/G
Available in Matt & Gloss.




MARBLE - 12M
Available in Matt.



REEDED - 22M
Available in Matt.



REEDED - 23M
Available in Matt.




SATIN METAL - 24M
Available in Matt.



SATIN METAL - 25M
Available in Matt.

KRAFTED
WITH YOUR
IMAGINATION



COLOUR - 13M
Available in Matt.



COLOUR - 14M
Available in Matt.



COLOUR - 15M
Available in Matt.



COLOUR - 16M
Available in Matt.



COLOUR - 17M
Available in Matt.



COLOUR - 18M
Available in Matt.



COLOUR - 19M
Available in Matt.



BRASS EDGING



COPPER EDGING



TITANIUM EDGING



PLYWOOD



Here, our matt white 13M has been combined with the satin metal effect 25M.

MAKE A STATEMENT

KRAFT makes a statement so you can too.

All of our colours and textures can be mixed and matched to make unique and varied designs that are truly customised to your requirements.

Here, 18M with our plywood edging adds a retro flavour to the design. Accented with 21M, the wood effect introduces warm natural tones and gives this kitchen a down-to-earth feel.



2024 KITCHENS

THE MULTIWOOD COLLECTION

KRAFT 105



KRAFT is inspired by urban elements and the colours, textures and patterns of nature. Finished to the unwavering standard you expect from Multiwood.

**Brushed brass aluminium frames.**

Minimal and innovative in design, our aluminium frames are the perfect accompaniment for the contemporary kitchen.

We offer 4 finishes, Brushed Brass, Rose Gold, Matt Black and Silver.





Featured: Kraft 20M, with our Matt Black knurled handles HA253, HA254 and HA280.

This open plan kitchen boasts plenty of space to host and socialise. The colour palette is kept neutral with natural patterns and finishes so that the dark 20M kitchen can take centre stage.

Here, our Rose Gold aluminium frames compliment the dark cabinets.



By incorporating materials that are resistant to scratching and moisture ingress, our kitchen doors are built to last. So whichever kitchen you choose you never need to compromise on quality.

SLAB & HANDLESS RANGES

Simple, effective, enduring - slab doors are never out of fashion. Choose from our large selection of handles, or try handleless for an even smoother, sleeker effect.

Reeded painted to match our Kraft 18M colour with wall cabinets in clear lacquered oak.

REEDED

The versatile nature of Reeded allows for a seamless integration into any environment. Our bespoke Reeded range, tailored to your specifications, offers a spectrum of possibilities.

Available in painted, black lacquered ash, and clear lacquered oak finishes, our made-to-order Reeded designs ensure a personalized touch for every space.



Featured in Farrow & Ball
Oval Room Blue and Black
matt handleless rails



(Left) The Reeded cabinets doors were painted to match the Farrow and Ball colour, Oval Room Blue.

(Below) Carry a style throughout the house by incorporating the same door styles in other rooms such as the bathroom or bedroom. Here, Reeded doors finishes in black lacquered ash have been used on the bathroom vanity cabinet.





SHAPES & TEXTURE

'Form follows function' is the mantra of all good kitchen design. But within those apparently severe constraints is a universe of kitchen essentials like pots, pans and chopping boards that reflect your sense of style and do their job brilliantly. Choose wisely and the objects you fill your kitchen with will delight you every day.



COSDON

Painted in our bespoke colour Dusky Pink, the handleless rail system extends the use of colour through the kitchen.

Here, Dusky Pink has been paired with Porcelain.





(left) Porcelain Matt paired with Dusky Pink. (above) Use oak dovetailed drawer boxes to contrast with the contemporary kitchen design. A simple touch which we feels gives it a homely look.



Nordic charm blends with contemporary design. The simple palette of concrete, oak and Graphite makes for a sleek minimal design.

(below) The exposed oak drawers create a visual contrast and introduce warm tones to the kitchen. (right) Achieve a sleek look with subtle Edge handles, shown here in brushed brass (Ha206).



J-HANDLE RANGES

Built into the door, the J-Handle provides both ease of access and a clean, tidy look. The range includes Aconbury matt and Welford gloss, with the option to combine the two.

ACONBURY RANGE

The simple aesthetics of Aconbury are ideal for those who want a pure and streamlined look. The sense of clean, uncomplicated design is continued by the way the handles are incorporated within the doors. To take it to another level, the Aconbury can be combined with the Welford Gloss range.

Aconbury is available from stock in Light Grey, Mid Grey, Porcelain, Silver Grey, Graphite and Savanna. It is also available in our 23 bespoke paint finishes and RAL matched colours.





Featured here in Graphite and bespoke Winter Teal opposite and below, this colour combination creates a really sophisticated, modern look.





Featured here in a cool pairing of Porcelain and our bespoke colour Luna, the matt doors are also available in stocked colours of Light Grey, Mid Grey, Silver Grey, Graphite and Savanna, as well as a wide assortment of bespoke colours to make the kitchen truly your own.

The paper bag
This bag is made from organic paper. It is 100% natural. 180g/m² double-layer paper, white kraft layered.



Featured here in bespoke painted Luna, the Aconbury door incorporates a handle into the 22mm thick door for a totally streamlined look.

WELFORD RANGE

Balancing clean, flowing lines with gently rounded edges, the Welford range is perfectly optimised for any kind of kitchen. For something altogether different, the Welford is also available in both bespoke gloss and bespoke matt painted finishes.

Welford is available in a choice of Bright White, Cream, Savanna, Graphite, Light Grey and Sky Blue finishes, you can use them on their own or create your own unique combination.

Sky Blue contrasts with White - a dynamic interplay of colours that elevates your space, creating a visually stunning and timeless kitchen.





(left) Our Italian painted doors ensure that a deep glossy level is achieved.

(above) Hidden handles help to make for a completely contemporary look, and the Welford gives you the freedom to experiment with colours and combinations.



Featured in Graphite and Savanna, this Welford kitchen has been designed with multi-functionality in mind. Tall larders and wall units increase storage and maximise space while a rounded island serves as the main food prep area and seating for the dining table.

(below) Graphite combines with Savanna, creating a striking combination.
(right) The smooth rounded island makes use of both curved doors and radius posts.





The cabinetry in this kitchen is predominantly painted in Grey, with Graphite featured on the island.




Pairing White with Sky Blue in this design ensured for a light and bright space that would feel open and airy any the time of year.

FINISHING TOUCHES

From handles that complement your chosen doors to neat ideas for organising your drawers, we offer a wide range of accessories to finish your new Multiwood kitchen in real style.

HANDLE OPTIONS



HA225 Polished Nickel cup handle, 128mm centres. HA224 Brushed Satin Nickel cup handle, 128mm centres. HA227 American Copper cup handle, 128mm centres. HA226 Black Nickel cup handle, 128mm centres. HA97 Polished Chrome cup handle, 76mm centres. HA154 Satin Nickel cup handle, 76mm centres. HA209 Polished Brass cup handle, 76mm centres. HA132 Polished Chrome cup handle, 64mm centres. HA16 Brushed Nickel cup handle, 64mm centres. HA146 Antique Copper cup handle, 64mm centres. HA191 Polished Chrome cup handles, 64mm centres. HA187 Satin Nickel cup handle, 64mm centres. HA199 American Copper cup handle, 64mm centres. HA195 Iron cup handle, 64mm centres. HA228 Aged Copper latch handle. HA229 Brushed Pewter latch handle. HA230 Polished Chrome latch handle. HA198 American Copper bridge handle, 160mm centres. HA186 Satin Nickel bridge handle, 160mm centres. HA150 Satin Nickel knob, 38mm diameter. HA110 Polished Chrome knob, 38mm diameter. HA210 Polished Brass knob, 38mm diameter. HA152 Satin Nickel knob, 42mm diameter. HA02 Polished Chrome knob, 42mm diameter. HA211 Polished Brass knob, 42mm diameter. HA188 Satin Nickel knob, 38mm diameter. HA192 Polished Chrome knob, 38mm diameter. HA196 Iron knob, 38mm diameter. HA200 American Copper knob, 38mm diameter. HA220 Brushed Satin Nickel knob, 40mm diameter. HA221 Polished Nickel knob, 40mm diameter. HA222 Black Nickel knob, 40mm diameter. HA223 American Copper knob, 40mm diameter. PH14 Polished Copper knob, 54mm diameter. PH12 Brushed Satin Brass, 54mm diameter. HA131 Polished Chrome knob, 35mm diameter. HA147 Antique Copper knob, 35mm diameter. HA51 Brushed Nickel knob, 35mm diameter. HA232 Brushed Pewter knob, 50mm diameter. HA231 Aged Copper knob, 50mm diameter. HA233 Polished Chrome knob, 50mm diameter.



HA234

HA235



HA201, HA202, HA203



HA204, HA205, HA206



HA240, HA241, HA242



HA245, HA246, HA247



HA251, HA252, HA253



HA257, HA258, HA259



HA263, HA264, HA265



HA269, HA270, HA271



HA275, HA276, HA277



HA281, HA282, HA283



HA287, HA288, HA289



HA156, HA157, HA158



HA249



HA255



HA261



HA267



HA273



HA279



HA285



HA291



HA248



HA254



HA260



HA266



HA272



HA278



HA284



HA290



HA250



HA256



HA262



HA268



HA274



HA280



HA286



HA292

HA234 Rose Gold edge handle, 60mm centres. HA235 Brushed Brass edge handle, 60mm centres. HA201, HA202 & HA203 Brushed Anthracite edge handle - 20mm, 160mm & 200mm centres. HA204, HA205 & HA206 Brushed Brass edge handle - 20mm, 160mm & 200mm centres. HA240, HA241 & HA242 Rose Gold edge handle - 20mm, 160mm & 200mm centres. HA245, HA246, HA247 Antique Brass knurled handle - 160mm, 224mm & 320mm centres. HA251, HA252, HA253 Matt Black knurled handle - 160mm, 224mm & 320mm centres. HA257, HA258, HA259 Satin Brass knurled handle - 160mm, 224mm & 320mm centres. HA263, HA264, HA265 Satin Nickel knurled handle - 160mm, 224mm & 320mm centres. HA269, HA270, HA271 Antique Brass lined handle - 160mm, 224mm & 320mm centres. HA275, HA276, HA277 Matt Black lined handle - 160mm, 224mm & 320mm centres. HA281, HA282, HA283 Satin Brass lined handle - 160mm, 224mm & 320mm centres. HA287, HA288, HA289 Matt Black lined handle - 160mm, 224mm & 320mm centres. HA156, HA157, HA158 Matt Black lined handle - 160mm, 192mm & 320mm centres. HA249 Antique Brass knurled knob - 35mm diameter. HA255 Matt Black knurled knob - 35mm diameter. HA261 Satin Brass knurled knob - 35mm diameter. HA267 Satin Nickel knurled knob - 35mm diameter. HA273 Antique Brass knurled knob - 35mm diameter. HA279 Matt Black knurled knob - 35mm diameter. HA285 Satin Brass knurled knob - 35mm diameter. HA291 Satin Nickel knurled knob - 35mm diameter. HA248 Antique Brass knurled T-bar knob - 50mm diameter. HA254 Matt Black knurled T-bar knob - 50mm diameter. HA260 Antique Brass knurled T-bar knob - 50mm diameter. HA266 Satin Nickel knurled T-bar knob - 50mm diameter. HA272 Antique Brass lined T-bar knob - 50mm diameter. HA278 Matt Black lined T-bar knob - 50mm diameter. HA284 Satin Brass lined T-bar knob - 50mm diameter. HA290 Satin Nickel lined T-bar knob - 50mm diameter. HA250 Antique Brass knurled radio knob - 18mm diameter. HA256 Matt Black knurled radio knob - 18mm diameter. HA262 Satin Brass knurled radio knob - 18mm diameter. HA268 Satin Nickel knurled radio knob - 18mm diameter. HA274 Antique Brass lined radio knob - 18mm diameter. HA280 Matt Black lined radio knob - 18mm diameter. HA286 Satin Brass lined radio knob - 18mm diameter. HA292 Satin Nickel lined radio knob - 18mm diameter.

DRAWER OPTIONS

So you can always lay your hands on exactly what you need, our versatile drawer options help to store and separate pots, pans, cutlery and utensils, both neatly and safely.



(above) Store stacks of plates with our oak plate pegboard and re-positionable dividers.
(opposite) These beautifully built dovetail drawers feature cutlery dividers and an anti-slip lining to keep everything tidy.






(opposite) With the flexibility to be configured however you choose, this clever drawer organisation system is a simple and very effective way to store your pots and pans, ready for when you need them. (above) Dovetail drawer boxes are a true sign of a superior quality build.

CONTEMPORARY

SLAB DOORS

COSDON

Available in White, Light Grey, Mid Grey, Graphite, Savanna, Porcelain, and bespoke matt colours. pages 118-125



REEDED


Available in bespoke matt, black lacquered ash and clear lacquered oak. pages 112-115



J-PULL DOORS


WELFORD

Available in Cream, Graphite, Light Grey, Savanna, Sky Blue, White and bespoke matt colours. pages 136-147



ACONBURY


Available in Light Grey, Mid Grey, Porcelain, Silver Grey, Graphite, Savanna and bespoke matt. pages 128-135



SLAB - EDGED DOORS

KRAFT

Available in a range of textures and colours. pages 96-109



Many of our Contemporary Ranges are available in a choice of stock colours, with selected kitchens also available in a number of bespoke matt and textured finishes. RAL colour matching is also an option on some designs. To find out more, look for the symbols shown and see page 12 for details.

GLAZED/FRAMED

ALUMINIUM

Silver Aluminium frames are available with black privacy glass.



BRUSHED BRASS ALUMINIUM

Brushed Brass Aluminium frames are available with black privacy glass.



ROSE GOLD ALUMINIUM

Rose Gold Aluminium frames are available with black privacy glass.



BLACK MATT

Black Matt frames are available with black privacy glass.



Featured: Aconbury in Graphite with the Black glazed frames.

CLASSIC: IN-FRAME

EILDON

Available in bespoke painted.
pages 48-53



Ash in-frame, Georgian styled frame with clear glass. 80mm rails / stiles.

Ash in-frame with a raised and fielded centre panel. 80mm rails / stiles.

CHARTHAM

Available in bespoke painted.
pages 22-31




Ash shaker in-frame with clear glass. 68mm rails / stiles.

Ash shaker in-frame. 68mm rails / stiles.

TENNYSON COCKBEAD

Available in bespoke painted.
pages 18-21



Ash shaker in-frame with clear glass. 68mm rails / stiles.

Ash slab in-frame.

TENNYSON CHAMFERED

Available in bespoke painted.
pages 14-17



Ash shaker in-frame with clear glass. 68mm rails / stiles.

Ash slab in-frame.

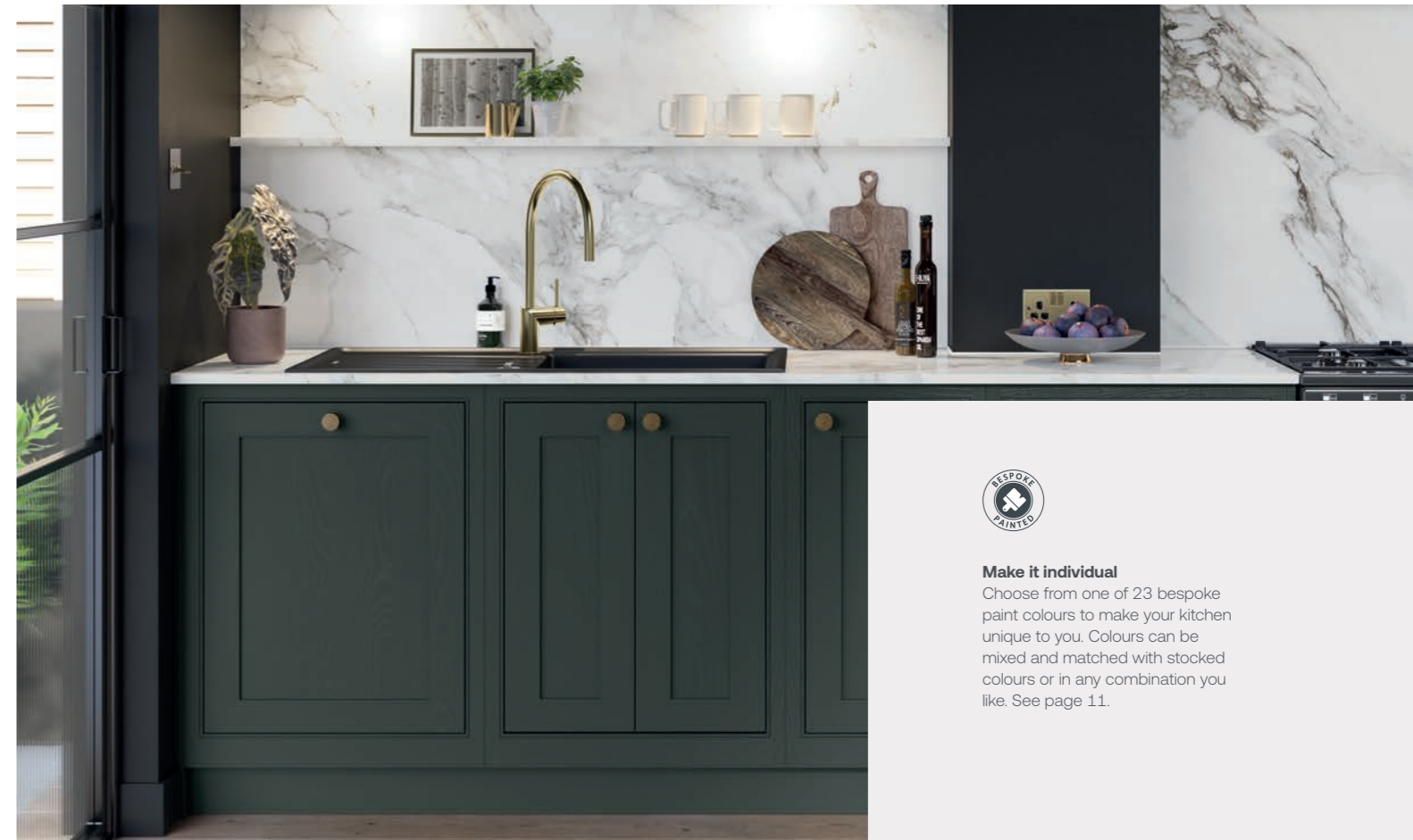
BAYSTONE

Available in bespoke painted.
pages 34-47



Ash shaker in-frame with clear glass. 90mm rails / stiles.

Ash shaker in-frame. 90mm rails / stiles.




Make it individual
Choose from one of 23 bespoke paint colours to make your kitchen unique to you. Colours can be mixed and matched with stocked colours or in any combination you like. See page 11.

CLASSIC: SHAKER

ALLESTREE


Available in Calico, Light Grey, Luna, Porcelain and bespoke painted.
pages 74-81



Ash beaded shaker frame with clear glass. 79mm rails / stiles
Ash beaded shaker. 79mm rails / stiles

SKINNY ALLESTREE

Available in bespoke painted.



Ash beaded shaker frame with clear glass. 49mm rails / stiles
Ash beaded shaker. 49mm rails / stiles

EASTDON

Available in Calico, Light Grey, Luna, Porcelain and bespoke painted.
pages 82-85



Ash shaker frame with clear glass. 90mm rails / stiles
Ash shaker. 90mm rails / stiles

SKINNY EASTDON

Available in bespoke painted.



Ash shaker frame with clear glass. 60mm rails / stiles
Ash shaker. 60mm rails / stiles

FAUX IN-FRAME ALLESTREE

Available in bespoke painted.
pages 86-89



Ash beaded shaker frame with clear glass. 79mm rails / stiles
Ash beaded shaker. 79mm rails / stiles

FAUX IN-FRAME EASTDON

Available in bespoke painted.



Ash shaker frame with clear glass. 90mm rails / stiles
Ash beaded shaker. 90mm rails / stiles

CLASSIC: SHAKER

RIVINGTON

Available in Cream and bespoke painted.



Oak shaker frame with clear glass. 110mm rails / stiles. Oak shaker with wide rails. 110mm rails / stiles.

SKINNY RIVINGTON


Available in bespoke painted. pages 68-71



Ash shaker frame with clear glass. 60mm rails / stiles. Ash shaker. 60mm rails / stiles.

HARTSIDE

Available in Light Grey, Porcelain and bespoke painted. pages 90-93



MDF smooth painted shaker style frame with clear glass. 95mm rails / stiles. MDF smooth painted shaker style with a chamfered centre. 95mm rails / stiles.

HOLMBURY

Available in bespoke painted, black lacquered ash and clear lacquered oak. pages 56-59



Ash shaker frame with clear glass. 60mm rails / stiles. Ash skinny shaker. 20mm rails / stiles.

FAUX IN-FRAME RIVINGTON

Available in bespoke painted.



Oak shaker frame with clear glass. 110mm rails / stiles. Oak shaker with wide rails. 110mm rails / stiles.

HOLMBURY REEDED

Available in bespoke painted, black lacquered ash and clear lacquered oak. pages 60-67



Ash shaker frame with clear glass. 60mm rails / stiles. Ash skinny shaker with Reeded centre panel. 20mm rails / stiles.

